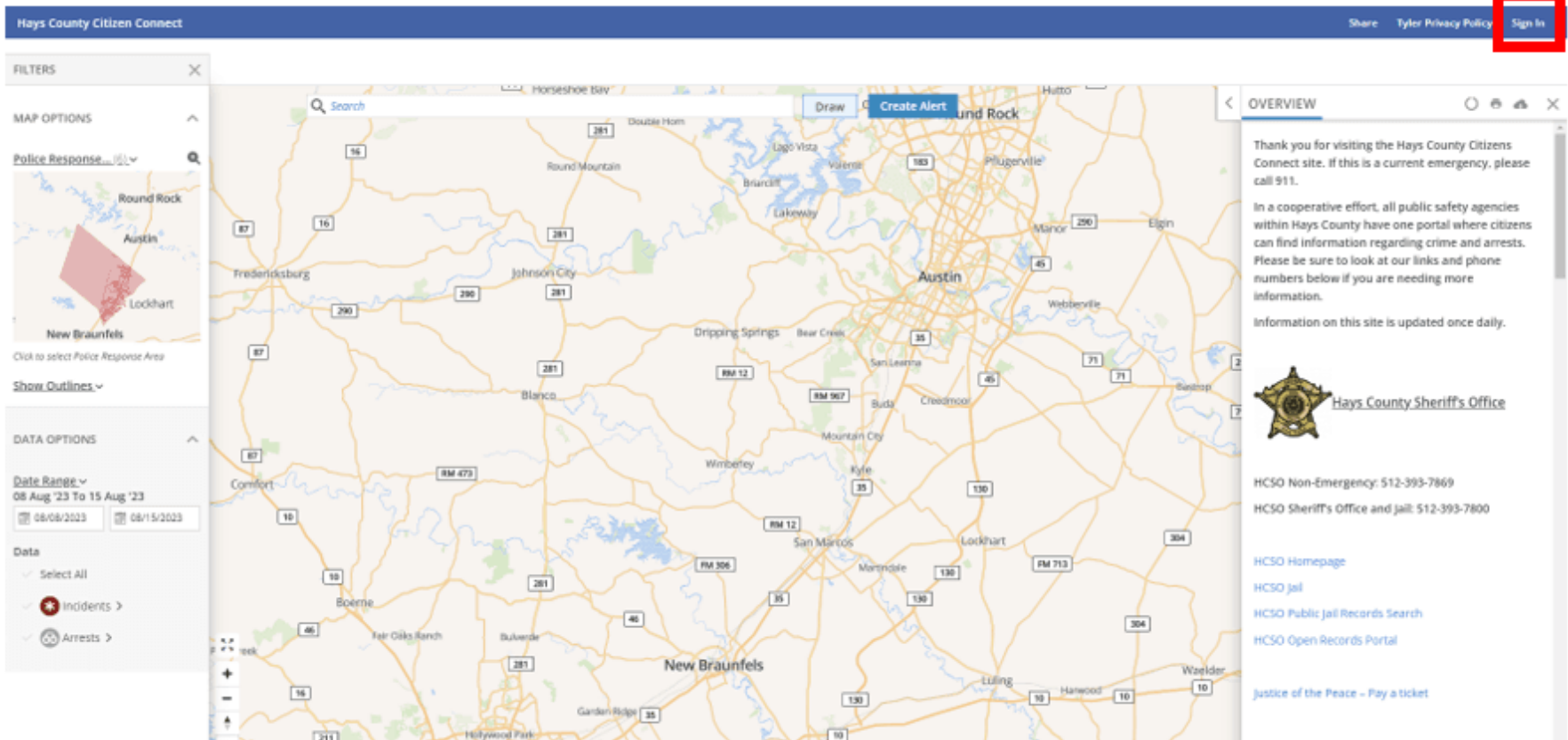
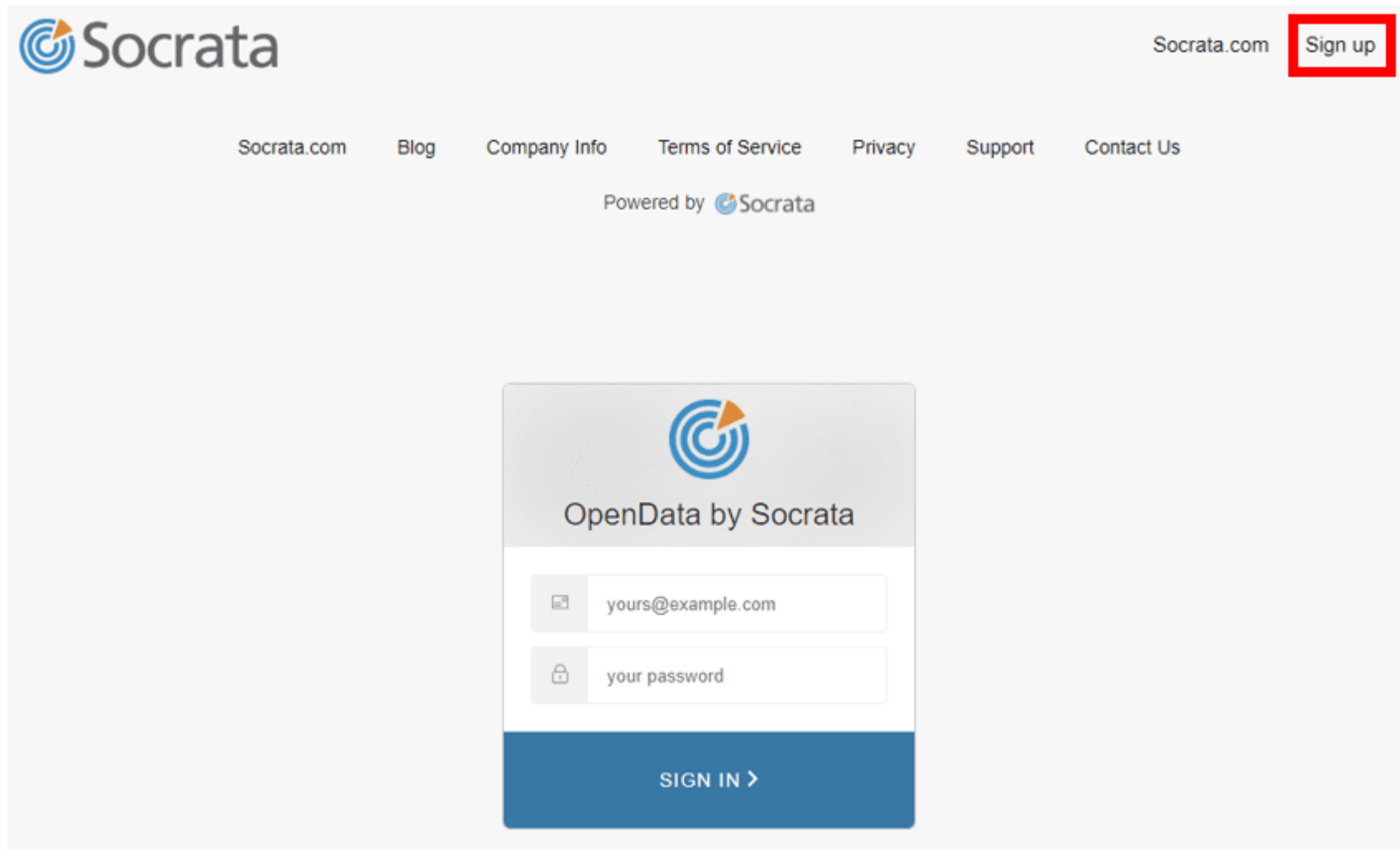


How to Create an Account with Citizen Connect

1. To create an account, go to the [main page](#) and select Sign In



2. A Socrata window will open, select Sign up in the top right-hand corner of the new page



3. Complete the instructions and input your email address, display name, and password

The screenshot shows the Socrata website's registration page. At the top, there is a green navigation bar with the Socrata logo on the left and links for Home Page, Browse, Developers, Support, a search icon, and a Sign In button on the right. The main content area has a white background with a light gray border. It features a heading "We're glad you want to join Tyler Data & Insights" followed by instructions to create a new ID and use email and password for sign-in. The form includes fields for Email Address, Display Name, Password (with a "Restrictions apply" note and an information icon), and Confirm Password. At the bottom of the form is a reCAPTCHA widget with the text "I'm not a robot" and a "reCAPTCHA Privacy - Terms" link.

Socrata Home Page Browse Developers Support | Search | Sign In

We're glad you want to join Tyler Data & Insights

Create a new Tyler Data & Insights ID.


Use your Email and Password to sign in to all Tyler Data & Insights powered sites.

Email Address *

Display Name *

Password * Restrictions apply ⓘ

Confirm Password *

I'm not a robot  reCAPTCHA Privacy - Terms